

PRODUCT DATASHEET

T8 EM Starter SUBSTITUBE LED

SubstiTUBE® Start | Starter for SubstiTUBE EM (CCG)



Areas of application

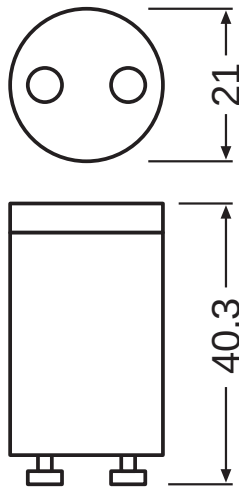
- Not suitable for operation with electronic control gears

Product features

- Substitute starter for the replacement of a fluorescent lamp with a T8 EM LED tube
- Suitable for operation with low loss or conventional control gear or line voltage
- Integrated electrical fuse

TECHNICAL DATA

Dimensions & Weight



Product weight	5.00 g
----------------	--------




Country-specific categorizations

Order reference	SUBSTITUBE LED
-----------------	----------------

Energy labelling regulation data acc EU 2019/2015

Length	40 mm
--------	-------

DOWNLOAD DATA

DOWNLOAD DATA	
	User instruction SubstiTUBE Pro UO
	Installation guide SubstiTUBE® T8 T5
	Installation guide Installationsanleitung SubstiTUBE T8 T5

LOGISTICAL DATA

Product code	Packaging unit (Pieces/Unit)	Dimensions (length x width x height)	Gross weight	Volume
4058075013674	Folding box 2	46 mm x 25 mm x 42 mm	9.00 g	0.05 dm ³

Product code	Packaging unit (Pieces/Unit)	Dimensions (length x width x height)	Gross weight	Volume
4058075013681	Shipping box 20	99 mm x 32 mm x 218 mm	169.00 g	0.69 dm ³
4058075013698	Shipping box 840	446 mm x 309 mm x 246 mm	7.42 g	33.90 dm ³

The mentioned product code describes the smallest quantity unit which can be ordered. One shipping unit can contain one or more single products. When placing an order, for the quantity please enter single or multiples of a shipping unit.

DISCLAIMER

Subject to change without notice. Errors and omission excepted. Always make sure to use the most recent release.