

## PRODUCT DATASHEET

### LED R63 60 36° P 4.3W 827 E27

PARATHOM® R63 | LED reflector lamps R63 with retrofit screw base



#### Areas of application

- Shops and exhibition rooms
- Domestic applications
- Commercial applications
- Accent lighting
- Outdoor use in suitable outdoor luminaires only

#### Product benefits

- Quick, simple and safe replacement without rewiring
- Design, dimensions, luminous flux comparable to an incandescent or halogen lamp
- Low maintenance costs thanks to long lifetime
- No UV and near-IR radiation in the light beam
- Instant 100 % light, no warm-up time
- Lower energy consumption than incandescent or halogen lamps

#### Product features

- LED alternative to high voltage halogen lamps
- Not dimmable
- Base: E27
- Lamp made of glass
- Good quality of light; color rendering index CRI ≥ 80
- Lifetime up to 15,000 h



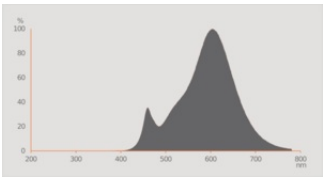
---

**TECHNICAL DATA****Electrical data**

|  |             |
|--|-------------|
| Nominal wattage                        | 4.3 W       |
| Construction wattage                   | 4.30 W      |
| Nominal voltage                        | 220...240 V |
| Claimed equiv. conventional lamp power | 60 W        |
| Nominal current                        | 34.5 mA     |
| Type of current                        | AC          |
| Inrush current                         | 9.6 A       |
| Operating frequency                    | 50/60 Hz    |
| Mains frequency                        | 50/60 Hz    |
| Max. lamp number on MCB B10 A          | 129         |
| Max. lamp number on MCB B16 A          | 206         |
| Power factor $\lambda$                 | 0.40        |

**Photometrical data**

|   |            |
|---|------------|
| Luminous intensity                      | 582 cd     |
| Luminous flux                           | 350 lm     |
| Nominal useful luminous flux 90°        | 350 lm     |
| Luminous efficacy                       | 81 lm/W    |
| Lumen main.fact.at end of nom.life time | 0.70       |
| Light color (designation)               | Warm White |
| Color temperature                       | 2700 K     |
| Color rendering index Ra                | ≥80        |
| Light color                             | 827        |
| Standard deviation of color matching    | ≤6 sdcn    |
| Rated peak intensity                    | 582 cd     |
| Rated LLMF at 6,000 h                   | 0.80       |
| Flickering metric (Pst LM)              | 0.1        |
| Stroboscope effect metric (SVM)         | 0.1        |

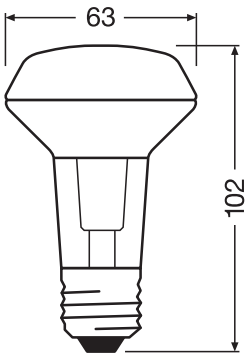


Everlight 67-23ST KKE 2700K

Light technical data

|                     |          |
|---------------------|----------|
| Beam angle          | 36 °     |
| Warm-up time (60 %) | < 0.50 s |
| Starting time       | < 0.5 s  |

Dimensions & Weight



|                  |           |
|------------------|-----------|
| Overall length   | 101.50 mm |
| Diameter         | 63.00 mm  |
| Maximum diameter | 63 mm     |
| Product weight   | 102.00 g  |

Temperatures & operating conditions

|                                      |              |
|--------------------------------------|--------------|
| Ambient temperature range            | -20...+40 °C |
| Maximum temperature at tc test point | 75 °C        |

Lifespan

|                            |         |
|----------------------------|---------|
| Lifespan L70/B50 at 25 °C  | 15000 h |
| Number of switching cycles | 100000  |

|  |        |
|--|--------|
| Lumen maintenance at end of service lifetime | 0.70   |
| Rated lamp survival factor at 6,000 h        | ≥ 0.90 |

#### Additional product data

|                             |  |
|-----------------------------|--|
| Base (standard designation) | E27  |
| Mercury content             | 0.0 mg   |
| Mercury-free                | Yes  |
| Product remark              | All technical parameters apply to the entire lamp / Due to the complex production process for light-emitting diodes, the typical values shown for the technical LED parameters are purely statistical values that do not necessarily match the actual technical parameters of each individual product, which can vary from the typical value |

#### Capabilities

|          |    |
|----------|----|
| Dimmable | No |
|----------|----|

#### Certificates & Standards

|  |                |
|--|----------------|
| Energy efficiency class                      | F 1)           |
| Energy consumption                           | 5.00 kWh/1000h |
| Type of protection                           | IP20           |
| Standards                                    | CE / EAC       |
| Photobiological safety group acc. to EN62778 | RG1            |

1) Energy efficiency class (EEC) on a scale of A (highest efficiency) to G (lowest efficiency)

#### Country-specific categorizations



|                 |                 |
|-----------------|-----------------|
| Order reference | LEDPR6360 4,3W/ |
|-----------------|-----------------|

#### Energy labelling regulation data acc EU 2019/2015

|   |              |
|---|--------------|
| Lighting technology used                            | LED          |
| Non-directional or directional                      | DLS          |
| Mains or non-mains                                  | MLS          |
| Light source cap-type (or other electric interface) | E27          |
| Connected light source (CLS)                        | No           |
| Color-tuneable light source                         | No           |
| Envelope  | No           |
| High luminance light source                         | No           |
| Anti-glare shield                                   | No           |
| Correlated colour temperature type                  | SINGLE_VALUE |

|  |                |
|--|----------------|
| Claim of equivalent power                            | Yes            |
| Length   | 101.50 mm      |
| Height   | 63.00 mm       |
| Width  | 63.00 mm       |
| Chromaticity coordinate x                            | 0.455          |
| Chromaticity coordinate y                            | 0.405          |
| R9 Colour rendering index                            | 1              |
| Beam angle correspondence                            | NARROW_CONE_90 |
| Survival factor                                      | 0,9            |
| Displacement factor                                  | 0.50           |
| LED light source replaces a fluorescent light source | No             |
| EPREL ID   | 522934         |
| Model number   | AC32667        |

## DOWNLOAD DATA

| Documents and certificates  |                             | Document name               |
|---|-----------------------------|-----------------------------|
|    | Declarations of conformity  | R39 R50 R63 R80 LED lamp    |
| Photometric and lighting design files   |                             | Document name               |
|  | Spectral power distribution | Everlight 67-23ST KKE 2700K |

## LOGISTICAL DATA

| Product code  | Packaging unit (Pieces/Unit) | Dimensions (length x width x height) | Gross weight | Volume               |
|---------------|------------------------------|--------------------------------------|--------------|----------------------|
| 4058075607873 | Folding box<br>1             | 65 mm x 65 mm x 107 mm               | 119.00 g     | 0.45 dm <sup>3</sup> |
| 4058075607880 | Shipping box<br>10           | 357 mm x 147 mm x 125 mm             | 1323.00 g    | 6.56 dm <sup>3</sup> |

The mentioned product code describes the smallest quantity unit which can be ordered. One shipping unit can contain one or more single products. When placing an order, for the quantity please enter single or multiples of a shipping unit.

## References / Links

- For dimming conformity see [www.ledvance.com/dim](http://www.ledvance.com/dim)
- For Guarantee see [www.ledvance.com/guarantee](http://www.ledvance.com/guarantee)

**DISCLAIMER**

Subject to change without notice. Errors and omission excepted. Always make sure to use the most recent release.