

## PRODUCT DATASHEET

# LED Star Classic A 60 Filament Motion Sensor 8.8W 827 Frosted E27

LED CLASSIC A MOTION & DAYLIGHT SENSOR | Special lamps with motion sensor and integrated daylight sensor, classic bulb shape



### Areas of application

- Staircases, corridor, basement, entrance
- Lamp needs to be turn on only when motion is detected and ambient is dark
- Outdoor use in suitable outdoor luminaires only

### Product benefits

- Energy-saving lighting solution thanks to automatic switch off at daylight
- Short payback period thanks to low energy consumption and maintenance costs
- Easy replacement of halogen lamps thanks to compact design
- Automatic light switch off 30 seconds after the last motion detection
- Illumination threshold for automatic switching: 20 lx

### Product features

- LED alternative to conventional lamps
- High color consistency:  $\leq 6$  SDCM
- Mercury-free lamps



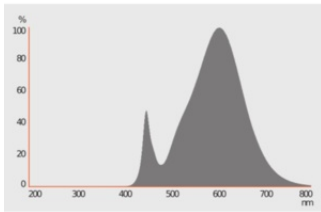
## TECHNICAL DATA

### Electrical data

Nominal wattage	8.8 W
Construction wattage	8.80 W
Nominal voltage	220...240 V
Claimed equiv. conventional lamp power	60 W
Nominal current	53 mA
Type of current	AC
Inrush current	3.12 A
Operating frequency	50...60 Hz
Mains frequency	50...60 Hz
Max. lamp number on MCB B10 A	150
Max. lamp number on MCB B16 A	241
Total harmonic distortion	88.16 %
Power factor $\lambda$	> 0.50

### Photometrical data

Luminous flux	806 lm
Nominal useful luminous flux 90°	806 lm
Luminous efficacy	91 lm/W
Lumen main.fact.at end of nom.life time	0.70
Light color (designation)	Warm White
Color temperature	2700 K
Color rendering index Ra	≥80
Light color	827
Standard deviation of color matching	≤6 sdcn
Rated LLMF at 6,000 h	0.80
Flickering metric (Pst LM)	1.0
Stroboscope effect metric (SVM)	0.4

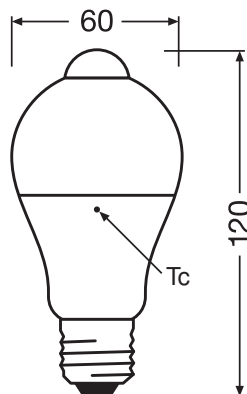


349927\_2700K\_Evl\_5630.eps

Light technical data

Beam angle	200 °
Warm-up time (60 %)	0.50 s
Starting time	< 0.5 s

Dimensions & Weight



Overall length	118.00 mm
Diameter	60.00 mm
Maximum diameter	60 mm
Product weight	43.00 g

Temperatures & operating conditions

Ambient temperature range	-20...+40 °C
---------------------------	--------------

Maximum temperature at tc test point	85 °C
--------------------------------------	-------

### Lifespan

Lifespan L70/B50 at 25 °C	25000 h
Number of switching cycles	100000
Lumen maintenance at end of service lifetime	0.70
Rated lamp survival factor at 6,000 h	≥ 0.90

### Additional product data

Base (standard designation)	E27
Mercury content	0.0 mg
Mercury-free	Yes
Design / version	Frosted
Product remark	All technical parameters apply to the entire lamp / Due to the complex production process for light-emitting diodes, the typical values shown for the technical LED parameters are purely statistical values that do not necessarily match the actual technical parameters of each individual product, which can vary from the typical value

### Capabilities

Dimmable	No
----------	----

### Certificates & Standards

Energy efficiency class	F 1)
Energy consumption	9.00 kWh/1000h
Type of protection	IP20
Standards	CE / ERP / EMC / REACH
Photobiological safety group acc. to EN62778	RG0

1) Energy efficiency class (EEC) on a scale of A (highest efficiency) to G (lowest efficiency)

### Country-specific categorizations

ILCOS	DRAAF-9/827-220-240-E27-60
Order reference	LEDSCLA60MS 8,8

### LOGISTICAL DATA


Temperature range at storage	-20...+80 °C
------------------------------	--------------

### Energy labelling regulation data acc EU 2019/2015


Lighting technology used	LED
--------------------------	-----

Non-directional or directional	NDLS
Mains or non-mains	MLS
Light source cap-type (or other electric interface)	E27
Connected light source (CLS)	No
Color-tuneable light source	No
Envelope	No
High luminance light source	No
Anti-glare shield	No
Correlated colour temperature type	SINGLE_VALUE
Standby power	0.50
Networked standby power for CLS	0 W
Claim of equivalent power	Yes
Length	118.00 mm
Height	60.00 mm
Width	60.00 mm
Chromaticity coordinate x	0.458
Chromaticity coordinate y	0.410
R9 Colour rendering index	0.00
Beam angle correspondence	SPHERE_360
Survival factor	0.90
Displacement factor	0.50
LED light source replaces a fluorescent light source	No
EPREL ID	1403227,523276
Model number	AC31117,AC24712

DOWNLOAD DATA

Documents and certificates		Document name
	Declarations Of Conformity CE	LED Classic A lamp

Photometric and lighting design files		Document name
	Spectral power distribution	349927_2700K_Evl_5630.eps

LOGISTICAL DATA

Product code	Packaging unit (Pieces/Unit)	Dimensions (length x width x height)	Gross weight	Volume
4058075428348	Folding box 1	62 mm x 62 mm x 162 mm	60.00 g	0.62 dm <sup>3</sup>
4058075472044	Shipping box 4	143 mm x 137 mm x 139 mm	309.00 g	2.72 dm <sup>3</sup>
4058075472051	Shipping box 32	304 mm x 292 mm x 307 mm	4172.00 g	27.25 dm <sup>3</sup>

The mentioned product code describes the smallest quantity unit which can be ordered. One shipping unit can contain one or more single products. When placing an order, for the quantity please enter single or multiples of a shipping unit.

---

## DISCLAIMER

Subject to change without notice. Errors and omission excepted. Always make sure to use the most recent release.