

# PRODUCT DATASHEET

## CABINET LED Corner 350

Cabinet LED Corner | Low voltage undercabinet luminaires for corner application

---

### Areas of application

- Shelf and undercabinet lighting



---

### Product benefits

- Low voltage luminaire for DC operation with external driver
- Suitable for mounting in corners
- Homogenous light distribution
- Easy and fast mounting on nearly every surface (adhesive tape or screws)

---

### Product features

- Luminous flux: up to 480 lm
- Switch on and off by movements with 5 cm distance in front of the infrared motion sensor
- Stepless dimming by covering the infrared motion sensor in 5 cm distance for at least one second
- Material: aluminum
- Color: silver
- Available in two lengths: 35 cm and 55 cm



- Available as single and double luminaire kit

## TECHNICAL DATA

### Electrical data

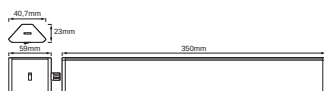
Nominal wattage	5.00 W
Nominal voltage	220...240 V
Mains frequency	50...60 Hz
Nominal current	50 mA
Power factor $\lambda$	> 0.5
Protection class	II
Operating mode	External LED driver

### Photometrical data

Luminous flux	320 lm
Luminous efficacy	64 lm/W
Color temperature	3000 K
Light color (designation)	Warm White
Color rendering index Ra	$\geq 80$
Standard deviation of color matching	$\leq 6$ sdc <sub>m</sub>
Beam angle	100 °

### Dimensions & Weight

Length	350.00 mm
Width	40.70 mm
Height	23.00 mm
Product weight	248.00 g
Cable length	1500 mm



### Materials & Colors

Product color	Gray
Housing color	Gray
Body material	Polycarbon Acrylonitrile

Cover material	Polycarbonate (PC)
Mercury content	0.0 mg

### Application & Mounting

Ambient temperature range	-20...+40 °C
Temperature range at storage	-30...+70 °C
Type of connection	Plug type C (EU)
Type of protection	IP20
Dimmable	Yes
Mounting type	Surface
Mounting location	Cabinet undersides
LED module replaceable	Not replaceable

### Lifespan

Lifespan L70/B50 at 25 °C	30000 h
Number of switching cycles	100000

### Sensor

Type of sensor	Motion
Sensor technology	Infrared/Photocell
Detection range of motion sensor	5 cm




### Certificates & Standards

Standards	CE / RoHS / EAC
-----------	-----------------

### EQUIPMENT / ACCESSORIES

- External mains adapter (cable length: 1.5 m) included

### DOWNLOAD DATA

DOWNLOAD DATA	
	User instruction CABINET LED CORNER
	Tender documents Tender Text 4058075268227
	Declarations of conformity CE Declaration Cabinet LED

## DOWNLOAD DATA



Packaging insert  
Legal insert B-not dimmable

## LOGISTICAL DATA

Product code	Packaging unit (Pieces/Unit)	Dimensions (length x width x height)	Gross weight	Volume
4058075268227	Folding box 1	71 mm x 71 mm x 400 mm	317.00 g	2.02 dm <sup>3</sup>
4058075268234	Shipping box 8	416 mm x 303 mm x 159 mm	2916.00 g	20.04 dm <sup>3</sup>

The mentioned product code describes the smallest quantity unit which can be ordered. One shipping unit can contain one or more single products. When placing an order, for the quantity please enter single or multiples of a shipping unit.

## DISCLAIMER

Subject to change without notice. Errors and omission excepted. Always make sure to use the most recent release.