

PRODUKTDATABLAD

LS SUP -2000/930/3.5/IP67

LED STRIP SUPERIOR-2000 PROTECTED | IP67 LED-bånd med 2000 lm/m til professionel brug med meget god farvegengivelse og levetid



Anvendelsesområder

- Generel indendørs belysning
- Generel udendørs belysning
- Industri
- Kontorer, butikker og konference rum
- Arkitektonisk belysning

Produktfordele

- Et væld af design muligheder pga. lange og fleksible LED-bånd
- Nem installation, kræver ingen værktøj
- Nem montering på mange glatte overflader pga. selvklæbende tape
- Velegnet til brug i fugtige omgivelser pga. den høje beskyttelsesklasse
- Maks. fleksibilitet pga. stort udvalg af tilbehør
- Nem tilslutning pga. integrerede kabler på begge sider

Produktegenskaber

- Flexibel LED-bånd, kan tilskæres
- Mindste klipbare enhed: 50 mm
- Levetid (L80/B10): op til 60.000 timer ved $T_p: 45^{\circ}\text{C}$
- Lysstrøm: 2.000 lm/m
- Meget højt farvegengivelsesindeks $R_a: >90$
- Farveensartethed i starten: = 3 SDCM



- Mange farvetemperaturer: fra varm hvid til koldt dagslys
- Overholder IESNA LM 79, LM80
- Beskyttelsesklasse: IP67
- Dæmpbar med velegnede drivere, se også www.ledvance.dk/dim
- UV-resistent iht. IEC 60068-2-5
- Salttågeresistent iht. IEC 60068-2-52

TEKNISKE DATA

ELEKTRISKE DATA

Nominel wattforbrug	72,00 W
Wattforbrug	72.00 W
Nominel watt-tal pr. meter	20,6 W
Nominel spænding	24 V ¹⁾
Input spændingsområde	23...25 V ¹⁾
Omvendt spænding	25 V ¹⁾
Type strøm	Jævnstrøm (DC)
Nominel strømstyrke	3570,000 mA

1) V_{DC}

Fotometriske data

Belysningseffektivitet	89 lm/W
Lumen	6475 lm
Lysstrøm pr. meter	1850 lm
Lysstrøm pr. modulkæde	6475 lm
Farvetemperatur	3000 K
Farvegengivelsesindex	> 90
Lysfarve LED	Hvid
Farvetemperaturer	Hvid
Standard afvigelse af farvetemperaturen	≤3 sdc _m

Lystekniske data

Udstrålingsvinkel	120 °
-------------------	-------

LED modul information

Antal LED'er pr. meter	140
Antal LED på modul	490
Antal af LED på mindste print	7

DIMENSIONER & VÆGT



Længde	3500,00 mm
LED – smalleste enhed	50,0 mm
Kabellængde	500.000
Bredde	13,00 mm
Bredde (inkl. runde armaturer)	13.00 mm
Højde	3,70 mm
Højde (inkl. cylinderarmaturer)	3.70 mm
Forfortrådet	Ja
Ledertværsnit	0.5 mm ²
LED pitch	7,14 mm
Short pitch	Ja
Produktvægt	190,00 g

FARVER & DRIFTSBETINGELSER

Afdækningsmateriale	Silikone
---------------------	----------

TEMPERATURER OG DRIFTSBETINGELSER

Omgivelsestemperatur	-20...+50 °C ¹⁾
Max. tilladt temp. på TC punkt	70 °C ²⁾
Temperatur område i drift	-20...+70 °C ³⁾
Ydeevne temperatur jf. IEC 62717	45 °C

1) under forudsætning af at TC holdes under Maks værdig under operation.

2) Overskridelse af specifikationerne vil medføre forkortelse af levetid eller beskadiget led chips.

3) På / T_c punkt

Levetid

Nominel levetid	60000 h
-----------------	---------

EVNER

Dæmpbar	Ja ¹⁾
Laveste bøjningsradius	50 mm
Selvkøbende	Ja
Reverse polarity protection [PIM] REM	op til maksimalt 25 V _{DC}

1) Dæmpbar med velegnede dæmpere, se også ledvance.com/dim







CERTIFIKATER & STANDARDER



Godkendelses mærker - godkendelse	ENEC 25 / TUV / RoHS / CE / REACH
Standarder	Acc. til IEC 62031 / Iht. IEC 62493 / Iht. IEC TR 62778 / Iht. EN 50581 / Acc. til EN 62031
Beskyttelsestype	IP67
Energiforbrug	79.20 kWh/1000h
Energiklasse	A+
Saltågebeskyttet iht. IEC 60068-2-52	Ja
UV beskyttet iht. IEC 60068 2 5	Ja

LOGISTISKE DATA





Temperatur ved opbevaring	-35...+85 °C
---------------------------	--------------



OBLIGATORISK TILBEHØR

Produktfoto	Produktnavn	EAN
	DR-PFM -150/220-240/24/P	4058075239975
	DR-PFM -250/220-240/24/P	4058075240032
	DR-VAL -120/220-240/24	4058075240131
	DR DIM-PFM -150/220-240/24/P	4058075240117
	DR DIM-PFM -100/220-240/24/P	4058075240070
	DR-VAL -150/220-240/24	4058075240179

Produktfoto	Produktnavn	EAN
	DR-PFM -100/220-240/24/P	4058075239937
	DR DIM-PFM -250/220-240/24/P	4058075240155

VALGFRIT TILBEHØR

Produktfoto	Produktnavn	EAN
	LS AY SUP -SEF	4058075304680
	LS AY -PW03/U/26X26/14/1	4058075278165
	LS AY -PW02/UW/39X26/14/2	4058075401471
	LS AY -PW02/UW/39X26/14/1	4058075278134
	LS AY -PW01/U/26X8/14/1	4058075278103
	LS AY -PW01/U/26X8/14/2	4058075401440
	LS AY -PW03/U/26X26/14/2	4058075401501
	LS AY SUP -SE/P + SILICONE SEAL	4058075304659

Produktfoto	Produkt navn	EAN
	LS AY SUP -PFS01/16X10/13/0,015	4058075304710
	LS AY SUP -PF01/U/16X10/13/1	4058075304741



UDSTYR/TILBEHØR


- Konnektorer, profiler og afskærmning til mange forskellige monteringsmuligheder
- Endestykker skal bestilles separat

YDERLIGERE PRODUKTINFORMATION

- All the technical parameters apply to the entire LED module. In view of the complex manufacturing process for light emitting diodes, the typical values given above for the technical LED parameters are merely statistical values that do not necessarily correspond to the actual technical parameters of an individual product; individual products may vary from the typical values.
- All LED strips have a self-adhesive tape on the reverse side. LED strips can be attached to suitable materials, e.g. aluminum profiles. The surface of the material must be free of grease, oil, silicone and dirt particles. The adhesive tape can be used only one time, if the LED strip will be removed from the mounting surface, there could be a damage of the LED strips and the mounting material. The surface temperature of the mounting material should be in the temperature range of 18°C...35°C. Complete adhesion takes up to 72 h.
- According IPC 6013C – Use A the LED strips are designed for static installation. Vibrations, respective torsion and elongation/compression must be considered.
- In a wide temperature range operation field (e.g. outdoor installation) and a LED strip length with more than 2m suitable mounting surface is required. To avoid stress due to mismatch in expansion of the different materials, there should be an extra thicker adhesive tape between LED strip and mounting surface. Additionally, the LED strip should have enough space for thermal expansion at higher temperatures.
- Compensation due to chemical corrosion is excluded. A suitable protection against corrosive agents such as moisture, condensation etc. must be provided. Hydrogen sulfide (H₂S) will cause an accelerated corrosion which leads to shortened lifetime or premature failure.
- IP00 LED strips have not surface coating. Consequently, they have no protection against contact and corrosion.
- Installation of the LED strip has to be done by a qualified electrician.
- Handle with care to avoid mechanical product damage
- If the maximum operating and storage temperature ratings will be exceeded, the expected lifetime will be reduced or even the LED strip will be destroyed. It is not allowed to operate the LED strip over the specified T_c temperature (acc. EN 60598-1 under steady state conditions)
- It is not allowed to exceed the maximum operation voltage. This could cause a hazardous overload and will destroy the LED strip.
- The applicable electrical and safety standards have to be maintained for a LED strip installations
- Pay attention on correct polarity. Incorrect polarity or wrong wiring can cause unpredictable permanent damage or even failure of the product.
- Galvanic Insulation between LED strip and mounting surface must be ensured. This Insulation is needed especially in the area of connections or cut ends.
- In installations of LED strips ESD safety must be taken in account. Adequate precautions during installation and operation for the products are required.
- LED strip can be operated only by a SELV LED driver, which comply with the applicable lighting standards and fits to LED strips rating. A safety operation of the LED strips require a SELV LED driver with an electronically stabilized power supply protection against short circuits, overload and overheating.
- To avoid a damage of the LED strip, the unmounted LED strip should be handled and stored only in the original LEDVANCE packaging (wheel / ESD bag). Repacking is not allowed. Cutted IP 6x LED strips can be stored only with mounted endcaps.

DOWNLOADS

Documenter og certifikater		Dokument navn
	User Instruction / Safety Instructions	LED STRIP SUPERIOR IP67
	Declarations of conformity	EU Declaration of Conformity 3956203 LS SUP

Fotometriske- og lysdesign filer		Dokument navn
	LDT file (Eulumdat)	LS SUP-2000-930-3.5-IP67

LOGISTISKE DATA

Produktkode	Pakningsstørrelse (antal/enhed)	Dimensioner (længde x bredde x højde)	Bruttovægt	Volumen
4058075237148	Folding box 1	336 mm x 30 mm x 334 mm	271.00 g	3.37 dm ³
4058075237155	Shipping box 10	343 mm x 333 mm x 345 mm	3033.00 g	39.41 dm ³
4058075258921	Shipping box 20	700 mm x 347 mm x 363 mm	7335.00 g	88.17 dm ³

Den nævnte produktkode beskriver mindste ordremængde, der kan bestilles. En leveringsenhed kan indholde et eller flere enkelte produkter. Ved ordreafgivelse bestiller man én eller flere leveringsenheder.

ANSVARSRASKRIVELSE

Ret til ændringer uden varsel. Fejl og undladelser undtaget. Sørg altid for at bruge den seneste udgivelse.