

# PRODUKTDATABLAD

## LS SUP -500/965/5

LED STRIP SUPERIOR-500 | LED-bånd med 500 lm/m til professionel brug med meget god farvegengivelse og levetid



### Anvendelsesområder

- Generel indendørs belysning
- Industri
- Kontorer, butikker og konference rum
- Arkitektonisk belysning
- Dekorativ belysning

### Produktfordele

- Et væld af design muligheder pga. lange og fleksible LED-bånd
- Nem installation, kræver ingen værktøj
- Nem montering på mange glatte overflader pga. selvklæbende tape
- Maks. fleksibilitet pga. stort udvalg af tilbehør
- Nem tilslutning pga. integrerede kabler på begge sider

### Produktegenskaber

- Fleksibel LED-bånd, kan tilskæres
- Mindste klipbare enhed: 50 mm
- Levetid (L80/B10): op til 60.000 timer ved  $T_p$ : 45°C
- Lysstrøm: op til 550 lm/W
- Meget højt farvegengivelsesindeks  $R_a$ : >90
- Farveensartethed i starten: = 3 SDCM
- Mange farvetemperaturer: fra varm hvid til koldt dagslys



- Overholder IESNA LM 79, LM80
- Dæmpbar med velegnede drivere, se også [www.ledvance.dk/dim](http://www.ledvance.dk/dim)

## TEKNISKE DATA

## ELEKTRISKE DATA

Nominel wattforbrug	26,50 W
Wattforbrug	26.50 W
Nominel watt-tal pr. meter	5,3 W
Nominel spænding	24 V <sup>1)</sup>
Input spændingsområde	23...25 V <sup>1)</sup>
Omvendt spænding	25 V <sup>1)</sup>
Type strøm	Jævnstrøm (DC)
Nominel strømstyrke	900,000 mA

1)  $V_{DC}$ 

## Fotometriske data

Belysningseffektivitet	108 lm/W
Lumen	2875 lm
Lysstrøm pr. meter	575 lm
Lysstrøm pr. modulkæde	2875 lm
Farvetemperatur	6500 K
Farvegengivelsesindex	> 90
Lysfarve LED	dagslys
Farvetemperaturer	Koldt dagslys
Standard afvigelse af farvetemperaturen	≤3 sdcn

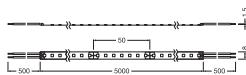
## Lystekniske data

Udstrålingsvinkel	120 °
Nominel strålevinkel (halv spids)	120.00 °

## LED modul information

Antal LED'er pr. meter	140
Antal LED på modul	700
Antal af LED på mindste print	7

## DIMENSIONER &amp; VÆGT



Længde	5000,00 mm
LED – smalleste enhed	50,0 mm
Kabellængde	500.000
Bredde	8,00 mm
Bredde (inkl. runde armaturer)	8.00 mm
Højde	1,50 mm
Højde (inkl. cylinderarmaturer)	1.50 mm
Forfortrådet	Ja
Ledertværsnit	0.5 mm <sup>2</sup>
LED pitch	7,14 mm
Short pitch	Ja
Produktvægt	58,00 g

### TEMPERATURER OG DRIFTSBETINGELSER

Omgivelsestemperatur	-20...+50 °C <sup>1)</sup>
Max. tilladt temp. på TC punkt	90 °C <sup>2)</sup>
Temperatur område i drift	-20...+90 °C <sup>3)</sup>
Ydeevne temperatur jf. IEC 62717	45 °C

1) under forudsætning af at TC holdes under Maks værdig under operation.

2) Overskridelse af specifikationerne vil medføre forkortelse af levetid eller beskadiget led chips.

3) På / T<sub>C</sub> punkt

### Levetid

Nominel levetid	60000 h
-----------------	---------

### EVNER

Dæmpbar	Ja <sup>1)</sup>
Laveste bøjningsradius	20 mm
Selvklæbende	Ja
Reverse polarity protection [PIM] REM	op til maksimalt 25 V <sub>DC</sub>

1) Dæmpbar med velegnede dæmpere, se også ledvance.com/dim







### CERTIFIKATER & STANDARDER











Godkendelses mærker - godkendelse	ENEC 25 / TUV / RoHS / CE / REACH
Standarder	Acc. til IEC 62031 / Iht. IEC 62493 / Iht. IEC TR 62778 / Iht. EN 50581 / Acc. til EN 62031
Beskyttelsestype	IP00
Energiforbrug	29.15 kWh/1000h
Energiklasse	A+
Salttågebeskyttet iht. IEC 60068-2-52	Nej
UV beskyttet iht. IEC 60068 2 5	Nej

### LOGISTISKE DATA












Temperatur ved opbevaring	-35...+85 °C
---------------------------	--------------

### OBLIGATORISK TILBEHØR

Produktfoto	Produktnavn	EAN
	DR DIM-PFM -100/220-240/24/P	4058075240070
	DR-VAL -120/220-240/24	4058075240131
	DR-VAL -60/220-240/24	4058075240094
	DR DIM-PFM -60/220-240/24/P	4058075240018
	DR DIM-PFM -60/220-240/24/P	4058075379190
	DR DIM-PFM -250/220-240/24/P	4058075240155

Produktfoto	Produktnavn	EAN
	DR-PFM -250/220-240/24/P	4058075240032
	DR DIM-PFM -150/220-240/24/P	4058075240117
	DR-VAL -150/220-240/24	4058075240179
	DR DIM-PFM -40/220-240/24/P	4058075239999
	DR DIM-PFM -40/220-240/24/P	4058075379176
	DR-PFM -60/220-240/24/P	4058075239913
	DR-PFM -30/220-240/24/P	4058075239890
	DR-PFM -150/220-240/24/P	4058075239975
	DR-VAL -30/220-240/24	4058075240056
	DR-PFM -100/220-240/24/P	4058075239937

VALGFRIT TILBEHØR

Produktfoto	Produktnavn	EAN
	LS AY -PF01/UW/22X6/10/1	4058075278196
	LS AY -PF01/UW/22X6/10/2	4058075401532
	LS AY -PM04/UW/23X15,5/10/1	4058075278400
	LS AY SUP -CP/P2/500	4058075304413
	LS AY SUP -CSW/P2/50	4058075304475
	LS AY -PF04/U/17X7/12/1	4058075278288
	LS AY -PM01/UW/21,5X12/10/1	4058075278318
	LS AY SUP -CSW/P2/500	4058075304505
	LS AY -PM06/E/18X18/12/1	4058075279308
	LS AY -PM03/E/19X19/10/1	4058075278370
	LS AY -PF03/UW/25X7/12/1	4058075278257

Produktfoto	Produktnavn	EAN
	LS AY -PW01/U/26X8/14/2	4058075401440
	LS AY -PM03/E/19X19/10/2	4058075401716
	LS AY -PF04/U/17X7/12/2	4058075401624
	LS AY -PW03/U/26X26/14/2	4058075401501
	LS AY -PM02/R/18X15,5/10/1	4058075278349
	LS AY SUP -CSD/P2	4058075304444
	LS AY -PF03/UW/25X7/12/2	4058075401594
	LS AY -PW03/U/26X26/14/1	4058075278165
	LS AY -PF02/U/16X5/10/2	4058075401563
	LS AY -PW02/UW/39X26/14/1	4058075278134
	LS AY -PM05/U/17,5X14,5/10/2	4058075401778



Produktfoto	Produktnavn	EAN
	LS AY -PM06/E/18X18/12/2	4058075401808
	LS AY -PM01/UW/21,5X12/10/2	4058075401655
	LS AY -PM04/UW/23X15,5/10/2	4058075401747
	LS AY -PM05/U/17,5X14,5/10/1	4058075279278
	LS AY -PM02/R/18X15,5/10/2	4058075401686
	LS AY PFM -8/SMB	4058075275645
	LS AY -PW01/U/26X8/14/1	4058075278103
	LS AY -PW02/UW/39X26/14/2	4058075401471
	LS AY -PF02/U/16X5/10/1	4058075278226




### UDSTYR/TILBEHØR

– Konnektorer, profiler og afskærmning til mange forskellige monteringsmuligheder

### YDERLIGERE PRODUKTINFORMATION

- All the technical parameters apply to the entire LED module. In view of the complex manufacturing process for light emitting diodes, the typical values given above for the technical LED parameters are merely statistical values that do not necessarily correspond to the actual technical parameters of an individual product; individual products may vary from the typical values.
- All LED strips have a self-adhesive tape on the reverse side. LED strips can be attached to suitable materials, e.g. aluminum profiles. The surface of the material must be free of grease, oil, silicone and dirt particles. The adhesive tape can be used only one time, if the LED strip will be removed from the mounting surface, there could be a damage of the LED strips and the mounting material. The surface temperature of the mounting material should be in the temperature range of 18°C...35°C. Complete adhesion takes up to 72 h.
- According IPC 6013C – Use A the LED strips are designed for static installation. Vibrations, respective torsion and elongation/compression must be considered.
- In a wide temperature range operation field (e.g. outdoor installation) and a LED strip length with more than 2m suitable mounting surface is required. To avoid stress due to mismatch in expansion of the different materials, there should be an extra thicker adhesive tape between LED strip and mounting surface. Additionally, the LED strip should have enough space for thermal expansion at higher temperatures.
- Compensation due to chemical corrosion is excluded. A suitable protection against corrosive agents such as moisture, condensation etc. must be provided. Hydrogen sulfide (H<sub>2</sub>S) will cause an accelerated corrosion which leads to shortened lifetime or premature failure.
- IP00 LED strips have not surface coating. Consequently, they have no protection against contact and corrosion.
- Installation of the LED strip has to be done by a qualified electrician.
- Handle with care to avoid mechanical product damage
- If the maximum operating and storage temperature ratings will be exceeded, the expected lifetime will be reduced or even the LED strip will be destroyed. It is not allowed to operate the LED strip over the specified T<sub>c</sub> temperature (acc. EN 60598-1 under steady state conditions)
- It is not allowed to exceed the maximum operation voltage. This could cause a hazardous overload and will destroy the LED strip.
- The applicable electrical and safety standards have to be maintained for a LED strip installations
- Pay attention on correct polarity. Incorrect polarity or wrong wiring can cause unpredictable permanent damage or even failure of the product.
- Galvanic Insulation between LED strip and mounting surface must be ensured. This Insulation is needed especially in the area of connections or cut ends.
- In installations of LED strips ESD safety must be taken in account. Adequate precautions during installation and operation for the products are required.
- LED strip can be operated only by a SELV LED driver, which comply with the applicable lighting standards and fits to LED strips rating. A safety operation of the LED strips require a SELV LED driver with an electronically stabilized power supply protection against short circuits, overload and overheating.
- To avoid a damage of the LED strip, the unmounted LED strip should be handled and stored only in the original LEDVANCE packaging (wheel / ESD bag). Repacking is not allowed. Cutted IP 6x LED strips can be stored only with mounted endcaps.

## DOWNLOADS

Documenter og certifikater		Dokument navn
	User Instruction / Safety Instructions	LED STRIP SUPERIOR
	Declarations of conformity	EU Declaration of Conformity 3956203 LS SUP
Fotometriske- og lysdesign filer		Dokument navn
	LDT file (Eulumdat)	LS SUP-500-965-5

## LOGISTISKE DATA

Produktkode	Pakningsstørrelse (antal/enhed)	Dimensioner (længde x bredde x højde)	Bruttovægt	Volumen
-------------	---------------------------------	---------------------------------------	------------	---------

Produktkode	Pakningsstørrelse (antal/enhed)	Dimensioner (længde x bredde x højde)	Bruttovægt	Volumen
4058075237100	Folding box 1	206 mm x 18 mm x 204 mm	124.00 g	0.76 dm <sup>3</sup>
4058075237117	Shipping box 10	213 mm x 213 mm x 215 mm	1367.00 g	9.75 dm <sup>3</sup>
4058075258662	Shipping box 40	439 mm x 439 mm x 233 mm	6066.00 g	44.90 dm <sup>3</sup>

Den nævnte produktkode beskriver mindste ordremængde, der kan bestilles. En leveringsenhed kan indholde et eller flere enkelte produkter. Ved ordreafgivelse bestiller man én eller flere leveringsenheder.

## ANSVARSRASKRIVELSE

Ret til ændringer uden varsel. Fejl og undladelser undtaget. Sørg altid for at bruge den seneste udgivelse.