

PRODUCT DATASHEET

LINEAR LED 900 12 W 3000 K

LINEAR | Linear luminaires



Areas of application

- Direct replacement for luminaires with fluorescent lamps
- General indoor illumination
- Corridors, entrance areas, stairwells, living rooms, basements
- Accent lighting
- Public areas
- Cove lighting
- Shelves, furniture integration or under cabinet mounting
- Seamless linear lighting

Product benefits

- Compact dimensions
- Easy to install in two different mounting angles
- Energy savings of up to 45 % compared to conventional linear luminaires
- Rows of up to 10 luminaires possible
- For seamless lines of light without dark spots
- 3 years guarantee

Product features

- High luminous efficacy: up to 100 lm/W
- Beam angle: 140°
- Type of protection: IP20
- Different lengths available



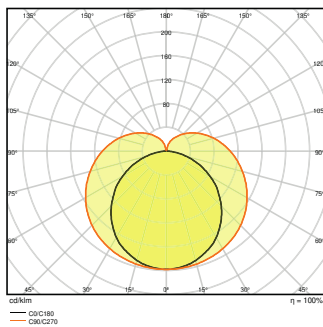
TECHNICAL DATA

Electrical data

Nominal wattage	12.00 W
Nominal voltage	220...240 V
Mains frequency	50...60 Hz
Nominal current	160.000 mA
Power factor λ	> 0.50
Protection class	II
Operating mode	Electronic control gear (ECG)

Photometrical data

Luminous flux	1200 lm
Luminous efficacy	100 lm/W
Color temperature	3000 K
Light color (designation)	Warm White
Color rendering index Ra	> 80
Standard deviation of color matching	≤ 5 sdc _m
Photobiological safety group acc. to EN62778	RG0
Beam angle	140 °



Dimensions & Weight

Length	873.00 mm
Width	28.00 mm
Height	36.00 mm
Product weight	300.00 g

Cable length	1300 mm
--------------	---------



Materials & Colors

Product color	White
Housing color	White
Body material	Polycarbonate (PC)
Light emitting surface material	Polycarbonate (PC)
Mercury content	0.0 mg

Application & Mounting

Ambient temperature range	-20...+40 °C
Type of connection	Plug, EU
Type of protection	IP20
Protection class IK (shock resistance)	IK02
Dimmable	No
Mounting type	Surface
Mounting location	Ceiling / Wall
Application environment	Indoor
LED module replaceable	Not replaceable

Lifespan

Lifespan L70/B50 at 25 °C	50000 h
Lifespan L80/B10 at 25 °C	40000 h
Lifespan L90/B10 at 25 °C	30000 h
Number of switching cycles	15000







Certificates & Standards

Standards	CB / TÜV SÜD / EAC / RoHS
-----------	---------------------------

EQUIPMENT / ACCESSORIES

- Complete mounting and connecting accessories included

DOWNLOAD DATA

DOWNLOAD DATA	
	User instruction
	Declarations Of Conformity CE
	On-Pack-Info
	IES file (IES)
	LDT file (Eulumdat)
	UGR file (UGR table)

LOGISTICAL DATA

Product code	Packaging unit (Pieces/Unit)	Dimensions (length x width x height)	Gross weight	Volume
4058075056497	Folding box 1	44 mm x 34 mm x 1,086 mm	386.00 g	1.62 dm ³
4058075056503	Shipping box 25	1,095 mm x 228 mm x 175 mm	10104.00 g	43.69 dm ³

The mentioned product code describes the smallest quantity unit which can be ordered. One shipping unit can contain one or more single products. When placing an order, for the quantity please enter single or multiples of a shipping unit.

References / Links

– For Guarantee see www.ledvance.com/guarantee

DISCLAIMER

Subject to change without notice. Errors and omission excepted. Always make sure to use the most recent release.