

PRODUCT DATASHEET

P R63 40 36° 2.6 W/2700K E27

PARATHOM R63 | LED reflector lamps R63 with retrofit screw base



AREAS OF APPLICATION

- Shops and exhibition rooms
- Domestic applications
- Commercial applications
- Accent lighting
- Outdoor use in outdoor luminaires only (minimum IP65)

PRODUCT BENEFITS

- Quick, simple and safe replacement without rewiring
- Design, dimensions, luminous flux comparable to an incandescent or halogen lamp
- Low maintenance costs thanks to long lifetime
- No UV and near-IR radiation in the light beam
- Instant 100 % light, no warm-up time

PRODUCT FEATURES

- LED alternative to high voltage halogen lamps
- Not dimmable
- Base: E27
- Lamp made of glass
- Good quality of light; color rendering index $R_a: \geq 80$
- Lifetime: up to 15,000 h



TECHNICAL DATA

Electrical data

Rated wattage	2.60 W
Nominal wattage	2.60 W
Nominal voltage	220...240 V
Claimed equiv. conventional lamp power	40 W
Max. lamp no. on circuit break. 10 A (B)	300
Max. lamp no. on circuit break. 16 A (B)	400
Operating frequency	50...60 Hz
Power factor λ	> 0.50

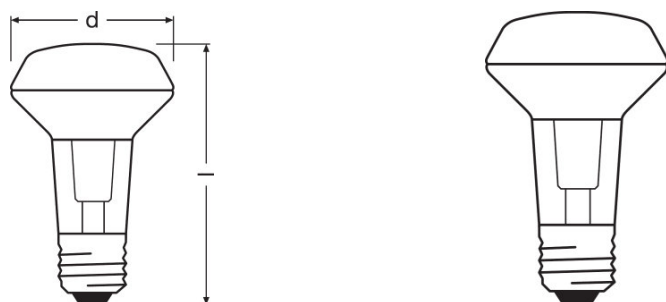
Photometrical data

Nominal luminous flux	210 lm
Rated luminous flux	210 lm
Lumen main.fact.at end of nom.life time	0.70
Light color (designation)	Warm White
Color temperature	2700 K
Luminous flux	210 lm
Color rendering index Ra	≥ 80
Standard deviation of color matching	≤ 6 sdc _m
Rated color temperature	2700 K
Nominal useful luminous flux 90°	210 lm
Rated useful luminous flux 90°	210 lm
Rated peak intensity	398 cd

Light technical data

Beam angle	36 °
Warm-up time (60 %)	< 0.50 s
Starting time	< 0.5 s
Nominal beam angle	36 °
Rated beam angle (half peak value)	36.00 °

Dimensions & weight



Overall length	102.0 mm
Diameter	63.0 mm
Outer bulb	R63
Length	102.0 mm
Maximum diameter	63.0 mm

Temperatures & operating conditions

Ambient temperature range	-20...+40 °C
Maximum temperature at tc test point	70 °C

Lifespan

Nominal lamp life time	15000 h
Rated lamp life time	15000 h
Number of switching cycles	100000

Additional product data

Base (standard designation)	E27
Mercury content	0.0 mg
Mercury-free	Yes
Show WEEE picto	Yes
Product remark	All technical parameters apply to the entire lamp/Due to the complex production process for light-emitting diodes, the typical values shown for the technical LED parameters are purely statistical values that do not necessarily match the actual technical parameters of each individual product, which can vary from the typical value

Capabilities

Dimmable	No
-----------------	----

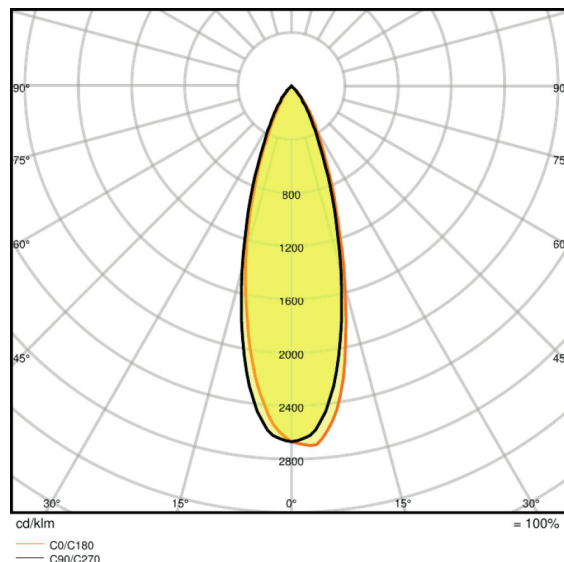
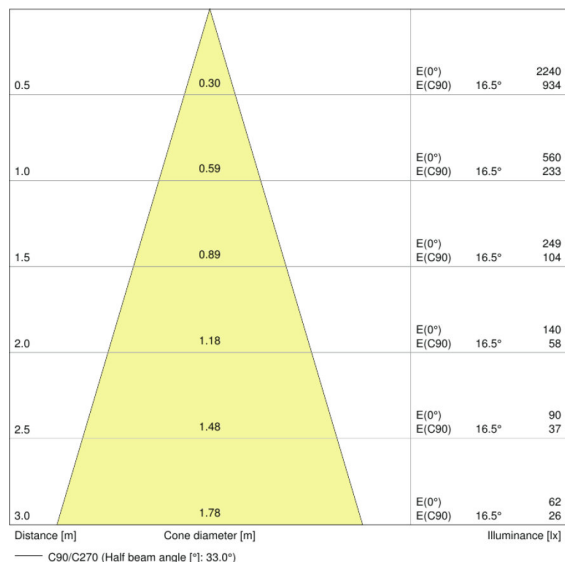
Certificates & standards

Energy efficiency class	A++
Energy consumption	3 kWh/1000h

Country-specific categorizations

Order reference	LEDPR6340 2,6W/
------------------------	-----------------

Light Distribution



LDC typ cone

LDC typ polar

LOGISTICAL DATA

Product code	Packaging unit (Pieces/Unit)	Dimensions (length x width x height)	Gross weight	Volume
4058075263949	Folding carton box 1	65 mm x 65 mm x 107 mm	119.00 g	0.45 dm ³
4058075263956	Shipping carton box 10	357 mm x 147 mm x 125 mm	1323.00 g	6.56 dm ³
4058075448605	Folding carton box 1	65 mm x 65 mm x 107 mm	119.00 g	0.45 dm ³
4058075448612	Shipping carton box 10	357 mm x 147 mm x 125 mm	1323.00 g	6.56 dm ³

The mentioned product code describes the smallest quantity unit which can be ordered. One shipping unit can contain one or more single products. When placing an order, for the quantity please enter single or multiples of a shipping unit.

REFERENCES / LINKS

For further products and actual information concerning LED lamps see

▶ www.ledvance.com/ledlamps

For Guarantee see

▶ www.ledvance.com/guarantee

DISCLAIMER

Subject to change without notice. Errors and omission excepted. Always make sure to use the most recent release.