

PRODUCT DATASHEET

HQL LED 6000 lm 46 W/840 K E40

HQL LED PRO | LED replacement for HID lamps for outdoor application



AREAS OF APPLICATION

- Streets
- Area lighting
- Pedestrian zones
- Parks
- Industry
- Outdoor applications only in suitable luminaires

PRODUCT BENEFITS

- Saves up to 78 % energy when used as replacement for mercury vapor lamps (HQL)
- Effective thermal management for wide operating temperature range
- Low maintenance costs thanks to long lifetime
- Instant 100 % light, no warm-up time

PRODUCT FEATURES

- LED alternative for applications requiring a high luminous flux
- Power factor: 0.9
- Type of protection: IP65
- High surge protection: up to 4 kV (L-N)
- Replacement for HQL: Suitable for operation with conventional control gear for HQL
- Replacement for other HID: Suitable for operation with line voltage without control gear



TECHNICAL DATA

Electrical data

Rated wattage	46.00 W
Nominal wattage	46.00 W
Nominal voltage	220...240 V
Operating frequency	50...60 Hz
Power factor λ	> 0.90

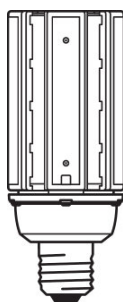
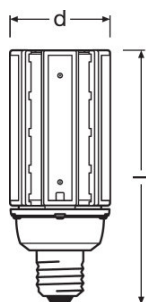
Photometrical data

Nominal luminous flux	6000 lm
Rated luminous flux	6000 lm
Rated color temperature	4000 K
Lumen main.fact.at end of nom.life time	0.70
Light color (designation)	Cool White
Color temperature	4000 K
Luminous flux	6000 lm
Color rendering index Ra	≥ 80
Standard deviation of color matching	≤ 6 sdc _m
Color rendering index Ra	≥ 80

Light technical data

Warm-up time (60 %)	< 0.50 s
Beam angle	360.00 °
Starting time	< 0.5 s

Dimensions & weight



Overall length	204.0 mm
Diameter	80.0 mm
Outer bulb	-

Length	204.0 mm
---------------	----------

Temperatures & operating conditions

Ambient temperature range	-20...+50 °C
Maximum temperature at tc test point	98 °C

Lifespan

Nominal lamp life time	50000 h
Rated lamp life time	50000 h
Number of switching cycles	100000
Lumen maintenance at end of service life	0.70

Additional product data

Base (standard designation)	E40
Mercury content	0.0 mg
Mercury-free	Yes
Design / version	Clear
Show WEEE picto	Yes

Capabilities

Dimmable	No
-----------------	----

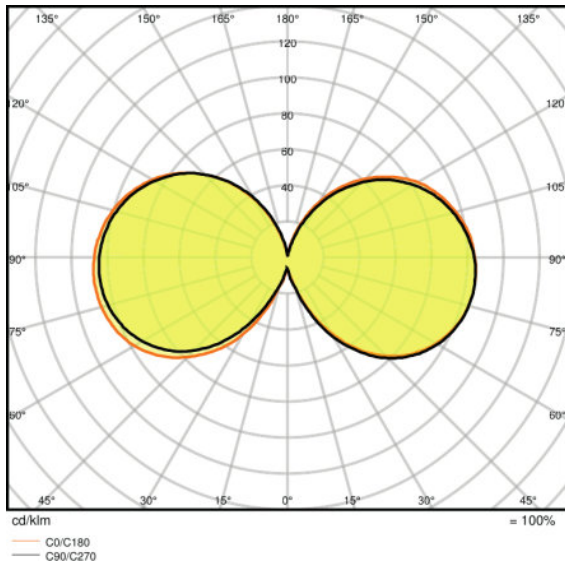
Certificates & standards

Energy efficiency class	A+
Energy consumption	46 kWh/1000h

Country-specific categorizations

Order reference	HQLLED6000 46W/
------------------------	-----------------

Light Distribution



LDC typ polar

SAFETY ADVICE

- The bulb may be larger and heavier than the replaced bulb. Before installation it must be checked, if the luminaire and especially the holder is capable of carrying the weight of the lamp.
Not suitable for operation with ignitors
Operation on the capacitor can lead to a reduction of the power factor of the system.

LOGISTICAL DATA

Product code	Packaging unit (Pieces/Unit)	Dimensions (length x width x height)	Gross weight	Volume
4058075124943	Folding carton box 1	96 mm x 96 mm x 229 mm	776.00 g	2.11 dm ³
4058075124950	Shipping carton box 6	302 mm x 206 mm x 250 mm	4886.00 g	15.55 dm ³

The mentioned product code describes the smallest quantity unit which can be ordered. One shipping unit can contain one or more single products. When placing an order, for the quantity please enter single or multiples of a shipping unit.

DISCLAIMER

Subject to change without notice. Errors and omission excepted. Always make sure to use the most recent release.